



ENGLAND
GOLF

KNOW
— THE —
SCORE



WORLD HANDICAP SYSTEM (WHS)

TOOLKIT - NOVEMBER 2020

Contents



Overview

- 04** What is the WHS?
- 05** Why has the WHS been created?
- 06** How does the WHS work?

WHS Key Features

- 08** Course Rating & Bogey Rating
- 09** Slope Rating
- 10** Handicap Index
- 12** Course Handicap
- 13** Course & Slope Rating Table Example
- 14** Playing Handicap
- 15** Mandatory Allowances Table Example
- 16** General Play & Competition Rounds
- 18** Authorised Formats of Play Table Example
- 19** Resources Summary

Additional Information

- 22** WHS Gurus
- 23** The England Golf WHS Platform
- 24** Glossary of Terms
- 25** Frequently Asked Questions (FAQs)
- 26** Additional Information: Resources
- 27** Key Contact Details

Click on the name of the section to be taken directly to the relevant pages.



ENGLAND
GOLF

KNOW
— THE —
SCORE



OVERVIEW

What is the WHS?

What is the new World Handicap System?

The new World Handicap System (WHS) is designed to:

- Attract more players to the game
- Make handicapping easier to understand
- Give all golfers a Handicap Index that can be transferable from club to club

Developed by The R&A and USGA in collaboration with existing handicap authorities, the benefit of the WHS over the current system is it combines the Rules of Handicapping and the Course Rating System.

The key timings to be aware of in the build up to the new system going live are as follows:

- **14th July 2020:** WHS Toolkit 1.0 from England Golf is made available to all golf clubs in England ✓
- **15th July 2020:** England Golf launches 'Know the Score' WHS campaign ✓
- **W/C 19th October 2020:** England Golf WHS Platform launched ✓
- **2nd November 2020:** WHS adopted at all golf clubs across England



IMPORTANT

WHS comes into play on 2nd November 2020 in Great Britain and Ireland and will replace the current CONGU handicapping system. It will be part of a system used by over 15 million golfers in 80 countries worldwide.

Why has the WHS been created?


To allow as many golfers as possible the opportunity to:

- Obtain and maintain a Handicap Index and reduce barriers of entry
- Use their Handicap Index on any golf course around the world
- Compete, or play recreationally, fairly regardless of where they play

With golf being centred around one standard set of rules governed by The R&A and USGA, it makes sense to unify the previous six different Handicapping systems, making for a more inclusive and equitable sport.

The WHS was therefore developed with consideration given to club golfers who play both sporadically and more regularly.

With all golfers only initially required to submit scorecards for 54 holes to acquire a Handicap Index, the new WHS is less formidable for new players.



How does the WHS work?

For golfers in England, calculating a new Handicap Index will be front of mind when adopting the WHS. The process will begin in the same way throughout the world – by accurately measuring a player’s golfing ability.

For regular golfers, this will be done by:

- The WHS Software calculating the average of the eight best scores from the previous 20 rounds

For new golfers, they will have to:

- Submit scorecards of 54 holes (3x 18 holes, 6x 9 holes or any combination of 9 and 18 holes) to their golf club’s Handicap Committee

From this they will be provided an initial Handicap Index. After a player has achieved 20 scores, a ‘fully developed’ Handicap Index can be calculated to provide the most accurate representation of a player’s ability.

To ensure a player has only one Handicap Index, the golfer will nominate a home club. The home club is determined by the player, but for practicality it is recommended this is where the player typically submits the most of their scores.



IMPORTANT

Golf club’s will manage the WHS through a Handicap Committee. The main roles and responsibilities of each club are to conduct and manage handicap reviews and communicate to the club’s members.



ENGLAND
GOLF

KNOW
— THE —
SCORE



WHS KEY FEATURES

Course Rating & Bogey Rating

What is Course Rating?

Golf Course Rating will be used to measure the playing difficulty of a golf course. It measures how many strokes a Scratch Golfer (a player who can play to a Course Handicap of zero on all rated golf courses) should take on any given course.

The rating does this by assessing two main types of challenges which, when combined, result in a common base from which to compare players' abilities:

- The playing length of the course
- The obstacles that a player will encounter (e.g. size of green and hazards)

A Bogey Rating is the measure of playing difficulty from a set of tees when played by a Bogey Golfer (a player who has a Course Handicap of approximately 20 for a male and 24 for a female).

Knowing the Course Rating and Bogey Rating allows the WHS to assess and rationalise the relationship between the two. From this, the difficulty of the course for all other levels of ability can be deduced.



IMPORTANT

All Course Ratings have been determined by highly trained teams, with all findings checked and verified prior to being published to ensure consistency and equity across England.

Slope Rating

What is Slope Rating?

Slope Rating is the number which indicates the relative playing difficulty of a course for Bogey Golfers, compared to Scratch Golfers. It is the difficulty comparison between a Bogey Golfer and a Scratch Golfer from the same set of tees.

$$\text{Bogey Rating} - \text{Course Rating} \times \text{Factor} = \text{Slope Rating}$$

(In simple terms it is the combination of the Course Rating and the Bogey Rating, which allows us to calculate the Slope Rating of a set of tees)

The use of Slope allows a player's Handicap Index to be portable from course to course and country to country. It also enables acceptable scores from any rated golf course in the world to be submitted for a player's handicap purposes.

The Slope Rating is a key component in calculating the number of strokes each player receives to play a particular golf course. Each set of tees will have a Slope Rating value between 55 and 155.

The higher the Slope Rating, the more additional strokes a Bogey Golfer will need to be able to play it. The lower the Slope Rating, the less strokes a Bogey Golfer will require.

NOTE

The Slope Ratings are gender specific and the tee which a golfer plays from must have a Slope Rating for each gender.

IMPORTANT

113 is the Slope Rating value where all players play from their Handicap Index (i.e. the course is as equally hard for both Scratch and Bogey players).

Handicap Index

What is a Handicap Index?

The Handicap Index is considered to be the most important element of the WHS.

The Handicap Index will:

- Measure the ability of a player
- Be portable from course to course
- Allow players to complete fairly and therefore promote inclusivity within the game

A Handicap Index is calculated from the best eight scores from the last 20 rounds.

As a new score is submitted, a player's Handicap Index will automatically update to the most recent 20 scores. A player's Handicap Index will update promptly overnight after the submission of an acceptable score and be ready before the next time they play.

How to obtain a Handicap Index?

When the new system comes into play most golfers can have a Handicap Index generated, based on their existing records.

For new golfers to gain their Handicap Index they will have to submit a minimum of 54 holes (using any combination of 9 and 18 holes). Their Handicap Index will be the lowest of their three rounds minus two strokes and continue to be built until the preferred 20 scores are achieved.



IMPORTANT

The maximum Handicap Index for any player is 54.

To obtain a recognised Handicap Index a player must be an affiliated member of a golf club.

Handicap Index

How to safeguard a Handicap Index?

A Soft Cap and Hard Cap will be implemented to limit any extreme upward movement of a player's Handicap Index within a 365-day period. This has been introduced to act as a safeguard to prevent any handicap manipulation.

The Soft Cap will suppress movement by 50% after a 3.0 stroke increase over a player's Low Handicap Index (see glossary of terms later in this toolkit). For clarity in this instance, a Low Handicap Index is the lowest Handicap Index a player has had during the previous 12-month period.

The Hard Cap will restrict upward movement on 5.0 strokes over the Low Handicap Index.

Restricting the extreme upward movement of a Handicap Index will ensure that a player's temporary loss of form does not cause the Handicap Index to move too far away from their actual ability.



IMPORTANT

Caps only start to take effect once a player has at least 20 acceptable scores in their record.

Course Handicap

What is Course Handicap?

Before any player starts their round they must convert their Handicap Index into a Course Handicap.

The Course Handicap will determine the number of strokes a player will receive for any set of tees on a course.

An easy way for a player to remember the WHS, is to think HCP!

H - Handicap Index

C - Course Handicap

P - Play

It's as easy as HCP!

- 1 Handicap Index
- 2 Course Handicap
- 3 Go out and Play

How to work out a Course Handicap?

England Golf has provide Course & Slope Rating tables to all golf clubs (as per the example provided on the next page). Tables should be positioned in conspicuous locations around the club to make it simple for all golfers to find prior to beginning their round.

Golfers simply have to choose the tees they are playing off that day and cross reference their Handicap Index on the Course & Slope Rating table to ascertain their Course Handicap. It really is as simple as that - they're then ready to get out on the course and play!



In time, Course Handicap Tables will be available via an App and club handicap software so golfers can view their Course Handicap remotely prior to a round. Should any golfer wish to calculate their Course Handicap manually the formula is as follows:

NEW RULE

Handicap Index

x

(Slope Rating / 113)

=

Course Handicap (rounded)

Course & Slope Rating Table Example

| WOODHALL SPA - HOTCHKIN COURSE | | WOODHALL SPA - HOTCHKIN COURSE | | WOODHALL SPA - HOTCHKIN COURSE | | WOODHALL SPA - HOTCHKIN COURSE | |
|---|------------------|---|------------------|---|------------------|---|------------------|
| WORLD HANDICAP SYSTEM | | COURSE RATING™ & SLOPE RATING® TABLE | | ENGLAND GOLF | | | |
| MEN | | MEN | | MEN | | LADIES | |
| BLUE YARDS | | WHITE YARDS | | YELLOW YARDS | | RED YARDS | |
| Course Rating: 75.3 | | Course Rating: 74.4 | | Course Rating: 72.5 | | Course Rating: 74.8 | |
| Slope Rating: 152 | | Slope Rating: 151 | | Slope Rating: 149 | | Slope Rating: 149 | |
| Handicap Index* | Course Handicap™ | Handicap Index* | Course Handicap™ | Handicap Index* | Course Handicap™ | Handicap Index* | Course Handicap™ |
| +5.0 to +4.9 | +2 | +5.0 to +4.9 | +2 | +5.0 to +5.0 | +2 | +5.0 to +5.0 | +2 |
| +4.8 to +4.1 | +6 | +4.8 to +4.2 | +6 | +4.9 to +4.2 | +6 | +4.9 to +4.2 | +6 |
| +4.0 to +3.4 | +5 | +4.1 to +3.4 | +5 | +4.1 to +3.5 | +5 | +4.1 to +3.5 | +5 |
| +3.3 to +2.7 | +4 | +3.3 to +2.7 | +5 | +3.4 to +2.7 | +4 | +3.4 to +2.7 | +4 |
| +2.6 to +1.9 | +3 | +2.6 to +1.9 | +3 | +2.6 to +1.9 | +3 | +2.6 to +1.9 | +3 |
| +1.8 to +1.2 | +2 | +1.8 to +1.2 | +2 | +1.8 to +1.2 | +2 | +1.8 to +1.2 | +2 |
| +1.1 to +0.4 | +1 | +1.1 to +0.4 | +1 | +1.1 to +0.4 | +1 | +1.1 to +0.4 | +1 |
| +0.3 to 0.3 | 0 | +0.3 to 0.3 | 0 | +0.3 to 0.3 | 0 | +0.3 to 0.3 | 0 |
| 0.4 to 1.1 | 1 | 0.4 to 1.1 | 1 | 0.4 to 1.1 | 1 | 0.4 to 1.1 | 1 |
| 1.2 to 1.8 | 2 | 1.2 to 1.8 | 2 | 1.2 to 1.8 | 2 | 1.2 to 1.8 | 2 |
| 1.9 to 2.6 | 3 | 1.9 to 2.6 | 3 | 1.9 to 2.6 | 3 | 1.9 to 2.6 | 3 |
| 2.7 to 3.3 | 4 | 2.7 to 3.3 | 4 | 2.7 to 3.4 | 4 | 2.7 to 3.4 | 4 |
| 3.4 to 4.0 | 5 | 3.4 to 4.1 | 5 | 3.5 to 4.1 | 5 | 3.5 to 4.1 | 5 |
| 4.1 to 4.8 | 6 | 4.2 to 4.8 | 6 | 4.2 to 4.9 | 6 | 4.2 to 4.9 | 6 |
| 4.9 to 5.5 | 7 | 4.9 to 5.6 | 7 | 5.0 to 5.6 | 7 | 5.0 to 5.6 | 7 |
| 5.6 to 6.3 | 8 | 5.7 to 6.3 | 8 | 5.7 to 6.4 | 8 | 5.7 to 6.4 | 8 |
| 6.4 to 7.0 | 9 | 6.4 to 7.1 | 9 | 6.5 to 7.2 | 9 | 6.5 to 7.2 | 9 |
| 7.1 to 7.8 | 10 | 7.2 to 7.8 | 10 | 7.3 to 7.9 | 10 | 7.3 to 7.9 | 10 |
| 7.9 to 8.5 | 11 | 7.9 to 8.6 | 11 | 8.0 to 8.7 | 11 | 8.0 to 8.7 | 11 |
| 8.6 to 9.2 | 12 | 8.7 to 9.3 | 12 | 8.8 to 9.4 | 12 | 8.8 to 9.4 | 12 |
| 9.3 to 10.0 | 13 | 9.4 to 10.1 | 13 | 9.5 to 10.2 | 13 | 9.5 to 10.2 | 13 |
| 10.1 to 10.7 | 14 | 10.2 to 10.8 | 14 | 10.3 to 10.9 | 14 | 10.3 to 10.9 | 14 |
| 10.8 to 11.5 | 15 | 10.9 to 11.5 | 15 | 11.0 to 11.7 | 15 | 11.0 to 11.7 | 15 |
| 11.6 to 12.2 | 16 | 11.6 to 12.3 | 16 | 11.8 to 12.5 | 16 | 11.8 to 12.5 | 16 |
| 12.3 to 13.0 | 17 | 12.4 to 13.0 | 17 | 12.6 to 13.2 | 17 | 12.6 to 13.2 | 17 |
| 13.1 to 13.7 | 18 | 13.1 to 13.8 | 18 | 13.3 to 14.0 | 18 | 13.3 to 14.0 | 18 |
| 13.8 to 14.4 | 19 | 13.9 to 14.5 | 19 | 14.1 to 14.7 | 19 | 14.1 to 14.7 | 19 |
| 14.5 to 15.2 | 20 | 14.6 to 15.3 | 20 | 14.8 to 15.5 | 20 | 14.8 to 15.5 | 20 |
| 15.3 to 15.9 | 21 | 15.4 to 16.0 | 21 | 15.6 to 16.3 | 21 | 15.6 to 16.3 | 21 |
| 16.0 to 16.7 | 22 | 16.1 to 16.8 | 22 | 16.4 to 17.0 | 22 | 16.4 to 17.0 | 22 |
| 16.8 to 17.4 | 23 | 16.9 to 17.5 | 23 | 17.1 to 17.8 | 23 | 17.1 to 17.8 | 23 |
| 17.5 to 18.2 | 24 | 17.6 to 18.3 | 24 | 17.9 to 18.5 | 24 | 17.9 to 18.5 | 24 |
| 18.3 to 18.9 | 25 | 18.4 to 19.0 | 25 | 18.6 to 19.3 | 25 | 18.6 to 19.3 | 25 |
| 19.0 to 19.7 | 26 | 19.1 to 19.8 | 26 | 19.4 to 20.0 | 26 | 19.4 to 20.0 | 26 |
| 19.8 to 20.4 | 27 | 19.9 to 20.5 | 27 | 20.1 to 20.8 | 27 | 20.1 to 20.8 | 27 |
| 20.5 to 21.1 | 28 | 20.6 to 21.3 | 28 | 20.9 to 21.6 | 28 | 20.9 to 21.6 | 28 |
| 21.2 to 21.9 | 29 | 21.4 to 22.0 | 29 | 21.7 to 22.3 | 29 | 21.7 to 22.3 | 29 |
| 22.0 to 22.6 | 30 | 22.1 to 22.8 | 30 | 22.4 to 23.1 | 30 | 22.4 to 23.1 | 30 |
| 22.7 to 23.4 | 31 | 22.9 to 23.5 | 31 | 23.2 to 23.8 | 31 | 23.2 to 23.8 | 31 |
| 23.5 to 24.1 | 32 | 23.6 to 24.3 | 32 | 23.9 to 24.6 | 32 | 23.9 to 24.6 | 32 |
| 24.2 to 24.9 | 33 | 24.4 to 25.0 | 33 | 24.7 to 25.4 | 33 | 24.7 to 25.4 | 33 |
| 25.0 to 25.6 | 34 | 25.1 to 25.8 | 34 | 25.5 to 26.1 | 34 | 25.5 to 26.1 | 34 |
| 25.7 to 26.3 | 35 | 25.9 to 26.5 | 35 | 26.2 to 26.9 | 35 | 26.2 to 26.9 | 35 |
| 26.4 to 27.1 | 36 | 26.6 to 27.3 | 36 | 27.0 to 27.6 | 36 | 27.0 to 27.6 | 36 |
| 27.2 to 27.8 | 37 | 27.4 to 28.0 | 37 | 27.7 to 28.4 | 37 | 27.7 to 28.4 | 37 |
| 27.9 to 28.6 | 38 | 28.1 to 28.8 | 38 | 28.5 to 29.1 | 38 | 28.5 to 29.1 | 38 |
| 28.7 to 29.3 | 39 | 28.9 to 29.5 | 39 | 29.2 to 29.9 | 39 | 29.2 to 29.9 | 39 |
| 29.4 to 30.1 | 40 | 29.6 to 30.3 | 40 | 29.9 to 30.7 | 40 | 29.9 to 30.7 | 40 |
| 30.2 to 30.8 | 41 | 30.4 to 31.0 | 41 | 30.8 to 31.4 | 41 | 30.8 to 31.4 | 41 |
| 30.9 to 31.5 | 42 | 31.1 to 31.8 | 42 | 31.5 to 32.2 | 42 | 31.5 to 32.2 | 42 |
| 31.6 to 32.3 | 43 | 31.9 to 32.5 | 43 | 32.3 to 32.9 | 43 | 32.3 to 32.9 | 43 |
| 32.4 to 33.0 | 44 | 32.6 to 33.3 | 44 | 33.0 to 33.7 | 44 | 33.0 to 33.7 | 44 |
| 33.1 to 33.8 | 45 | 33.4 to 34.0 | 45 | 33.8 to 34.5 | 45 | 33.8 to 34.5 | 45 |
| 33.9 to 34.5 | 46 | 34.1 to 34.7 | 46 | 34.6 to 35.2 | 46 | 34.6 to 35.2 | 46 |
| 34.6 to 35.3 | 47 | 34.8 to 35.5 | 47 | 35.3 to 36.0 | 47 | 35.3 to 36.0 | 47 |
| 35.4 to 36.0 | 48 | 35.6 to 36.2 | 48 | 36.1 to 36.7 | 48 | 36.1 to 36.7 | 48 |
| 36.1 to 36.7 | 49 | 36.3 to 37.0 | 49 | 36.8 to 37.5 | 49 | 36.8 to 37.5 | 49 |
| 36.8 to 37.5 | 50 | 37.1 to 37.7 | 50 | 37.6 to 38.2 | 50 | 37.6 to 38.2 | 50 |
| 37.6 to 38.2 | 51 | 37.8 to 38.5 | 51 | 38.3 to 39.0 | 51 | 38.3 to 39.0 | 51 |
| 38.3 to 39.0 | 52 | 38.6 to 39.2 | 52 | 39.1 to 39.8 | 52 | 39.1 to 39.8 | 52 |
| 39.1 to 39.7 | 53 | 39.3 to 40.0 | 53 | 39.9 to 40.5 | 53 | 39.9 to 40.5 | 53 |
| 39.8 to 40.5 | 54 | 40.1 to 40.7 | 54 | 40.6 to 41.3 | 54 | 40.6 to 41.3 | 54 |
| 40.6 to 41.2 | 55 | 40.8 to 41.5 | 55 | 41.4 to 42.0 | 55 | 41.4 to 42.0 | 55 |
| 41.3 to 42.0 | 56 | 41.6 to 42.2 | 56 | 42.1 to 42.8 | 56 | 42.1 to 42.8 | 56 |
| 42.1 to 42.7 | 57 | 42.3 to 43.0 | 57 | 42.9 to 43.6 | 57 | 42.9 to 43.6 | 57 |
| 42.8 to 43.4 | 58 | 43.1 to 43.7 | 58 | 43.7 to 44.3 | 58 | 43.7 to 44.3 | 58 |
| 43.5 to 44.2 | 59 | 43.8 to 44.5 | 59 | 44.4 to 45.1 | 59 | 44.4 to 45.1 | 59 |
| 44.3 to 44.9 | 60 | 44.6 to 45.2 | 60 | 45.2 to 45.8 | 60 | 45.2 to 45.8 | 60 |
| 45.0 to 45.7 | 61 | 45.3 to 46.0 | 61 | 45.9 to 46.6 | 61 | 45.9 to 46.6 | 61 |
| 45.8 to 46.4 | 62 | 46.1 to 46.7 | 62 | 46.7 to 47.3 | 62 | 46.7 to 47.3 | 62 |
| 46.5 to 47.2 | 63 | 46.8 to 47.5 | 63 | 47.4 to 48.1 | 63 | 47.4 to 48.1 | 63 |
| 47.3 to 47.9 | 64 | 47.6 to 48.2 | 64 | 48.2 to 48.9 | 64 | 48.2 to 48.9 | 64 |
| 48.0 to 48.6 | 65 | 48.3 to 49.0 | 65 | 49.0 to 49.6 | 65 | 49.0 to 49.6 | 65 |
| 48.7 to 49.4 | 66 | 49.1 to 49.7 | 66 | 49.7 to 50.4 | 66 | 49.7 to 50.4 | 66 |
| 49.5 to 50.1 | 67 | 49.8 to 50.5 | 67 | 50.5 to 51.1 | 67 | 50.5 to 51.1 | 67 |
| 50.2 to 50.9 | 68 | 50.6 to 51.2 | 68 | 51.2 to 51.9 | 68 | 51.2 to 51.9 | 68 |
| 51.0 to 51.6 | 69 | 51.3 to 52.0 | 69 | 52.0 to 52.7 | 69 | 52.0 to 52.7 | 69 |
| 51.7 to 52.4 | 70 | 52.1 to 52.7 | 70 | 52.8 to 53.4 | 70 | 52.8 to 53.4 | 70 |
| 52.5 to 53.1 | 71 | 52.8 to 53.5 | 71 | 53.5 to 54.0 | 71 | 53.5 to 54.0 | 71 |
| 53.2 to 53.8 | 72 | 53.6 to 54.0 | 72 | | | | |
| 53.9 to 54.0 | 73 | | | | | | |
| Notes: | | Notes: | | Notes: | | Notes: | |
| *When using the table, find the range containing your Handicap Index* in the left column. | | *When using the table, find the range containing your Handicap Index* in the left column. | | *When using the table, find the range containing your Handicap Index* in the left column. | | *When using the table, find the range containing your Handicap Index* in the left column. | |
| Please use the Course Handicap* which corresponds with it in the right column. | | Please use the Course Handicap* which corresponds with it in the right column. | | Please use the Course Handicap* which corresponds with it in the right column. | | Please use the Course Handicap* which corresponds with it in the right column. | |
| Please make sure that the red text which you are playing corresponds with the appropriate Slope Rating Table above. | | Please make sure that the red text which you are playing corresponds with the appropriate Slope Rating Table above. | | Please make sure that the red text which you are playing corresponds with the appropriate Slope Rating Table above. | | Please make sure that the red text which you are playing corresponds with the appropriate Slope Rating Table above. | |
| www.englishgolf.org | | www.englishgolf.org | | www.englishgolf.org | | www.englishgolf.org | |
| Club Name: WOODHALL SPA - HOTCHKIN COURSE | | Club Name: WOODHALL SPA - HOTCHKIN COURSE | | Club Name: WOODHALL SPA - HOTCHKIN COURSE | | Club Name: WOODHALL SPA - HOTCHKIN COURSE | |
| Cert. No.: 1019508A | | Cert. No.: 1019508A | | Cert. No.: 1019508A | | Cert. No.: 1019508A | |

Playing Handicap

What is Playing Handicap?

Playing Handicap is a mandatory stroke allowance that is implemented in order to maintain the integrity of the WHS when used in competition. It allows golfers to compete on a level playing field, regardless of their Handicap Index.

The Course Handicap converts to a Playing Handicap for competition purposes and changes depending on the format of play.

The most important aspects of Playing Handicap to remember are:

- It is only used for competition purposes
- It ensures equity to calculate competition results (via Handicap Allowances)
- Golfers do not need to calculate it (it is generated before their round)
- Golfers should continue to play in the mindset of their Course Handicap in competition rounds
- It is a mandatory stroke allowance that must be implemented in competition play

On the following page a table example is available which shows mandatory handicap allowances for all competition formats.

The WHS has been designed with the enjoyment of recreational golf at the forefront. The WHS will allow golfers to play with freedom, therefore changing the nature in which they play the game. The focus for golfers should not be on their Playing Handicap.



The Playing Handicap is calculated as follows:

NEW RULE

Course Handicap

x

Handicap Allowance

=

Playing Handicap

Mandatory Allowances Table Example

 **ENGLAND GOLF**

**PLAYING HANDICAP:
MANDATORY ALLOWANCES TABLE**

| FORMAT OF PLAY | TYPE OF ROUND | MANDATORY HANDICAP ALLOWANCE |
|-------------------|-----------------------------|---|
| STROKEPLAY | Individual | 95% |
| | Individual Stableford | 95% |
| | Individual Par/Bogey | 95% |
| | Individual Maximum Score | 95% |
| | Fourball | 85% |
| | Fourball Stableford | 85% |
| | Fourball Par/Bogey | 90% |
| MATCHPLAY | Individual | 100% |
| | Fourball | 90% |
| STROKEPLAY | Foursomes | 50% of combined team handicap |
| | Greensomes | 60% low handicap + 40% high handicap |
| | Pinehurst/Chapman | 60% low handicap + 40% high handicap |
| | Best 1 of 4 Stroke Play | 75% |
| | Best 2 of 4 Stroke Play | 85% |
| | Best 3 of 4 Stroke Play | 100% |
| | All 4 of 4 Stroke Play | 100% |
| | Scramble (4 players) | "25%/20%/15%/10% from lowest to highest handicap" |
| | Scramble (2 players) | 35% low/15% high |
| | Total score of 2 match play | 100% |
| | Best 1 of 4 Par/Bogey | 75% |
| | Best 2 of 4 Par/Bogey | 80% |
| | Best 3 of 4 Par/Bogey | 90% |
| | 4 of 4 Par/Bogey | 100% |

WORLD HANDICAP SYSTEM

R&A USGA

www.Englandgolf.org

General Play & Competition Rounds

How to submit a score?

After the completion of a competition round, a player has to submit their scorecard as soon as possible in order for their Handicap Index to be updated. Preferably, scores should be posted at the venue being played and on the same day, as this will be when a player's Handicap Index will be updated.

Posting of scores is possible by players utilising the technology available at their golf club.

How to verify a score?

In order to verify a score and for it to count towards a player's WHS, it must be played:

- In accordance with The Rules of Golf
- In an authorised format of play
- Over a minimum number of 10 holes for an 18 hole round
- With at least one other person
- On a course with a current Course Rating and Slope Rating



General Play & Competition Rounds

How your score counts towards the WHS?

Acceptable formats of play for submitting a score towards a player's Handicap Index include:

- Pre-registered general play 'social' scores
- All individual competition rounds, both 9 and 18 holes, whether played at home or away

Non-Acceptable formats of play for submitting a score towards a player's Handicap Index include:

- Scores from fourball better ball
- Other matchplay events

For golfers playing in recreational rounds with friends, either in teams or pairs, even when there is no intention of submitting a score for handicap purposes, they will need to calculate their Course Handicap prior to their round.

The following page in this toolkit includes a table of authorised formats of play.



Authorised Formats of Play Table Example

ENGLAND GOLF

FOR COMMITTEE USE ONLY

AUTHORISED FORMATS OF PLAY TABLE

ACCEPTABLE FORMATS OF PLAY

| FORMAT OF PLAY | TYPE OF ROUND | NUMBER OF HOLES | | | |
|------------------------------|---------------------------------------|-----------------|----|----|---|
| INDIVIDUAL STROKEPLAY | Strokeplay - Organised Competition | 9 | ✓ | 18 | ✓ |
| | Strokeplay - General Play | 9 | ✓ | 18 | ✓ |
| | Stableford - Organised Competition | 9 | ✓ | 18 | ✓ |
| | Stableford - General Play | 9 | ✓ | 18 | ✓ |
| | Par / Bogey - Organised Competition | 9 | ✓ | 18 | ✓ |
| | Par / Bogey - General Play | 9 | ✓ | 18 | ✓ |
| | Maximum Score - Organised Competition | 9 | ✓ | 18 | ✓ |
| Maximum Score - General Play | 9 | ✓ | 18 | ✓ | |

NON-ACCEPTABLE FORMATS OF PLAY

| FORMAT OF PLAY | TYPE OF ROUND | NUMBER OF HOLES | | | |
|----------------------|-------------------------------------|-----------------|---|----|---|
| FOURBALL STROKEPLAY | Strokeplay - Organised Competition | 9 | ✗ | 18 | ✗ |
| | Strokeplay - General Play | 9 | ✗ | 18 | ✗ |
| | Stableford - Organised Competition | 9 | ✗ | 18 | ✗ |
| | Stableford - General Play | 9 | ✗ | 18 | ✗ |
| | Par / Bogey - Organised Competition | 9 | ✗ | 18 | ✗ |
| | Par / Bogey - General Play | 9 | ✗ | 18 | ✗ |
| INDIVIDUAL MATCHPLAY | Organised Competition | 9 | ✗ | 18 | ✗ |
| | General Play | 9 | ✗ | 18 | ✗ |
| FOURBALL MATCHPLAY | Organised Competition | 9 | ✗ | 18 | ✗ |
| | General Play | 9 | ✗ | 18 | ✗ |

WORLD HANDICAP SYSTEM

R&A USGA

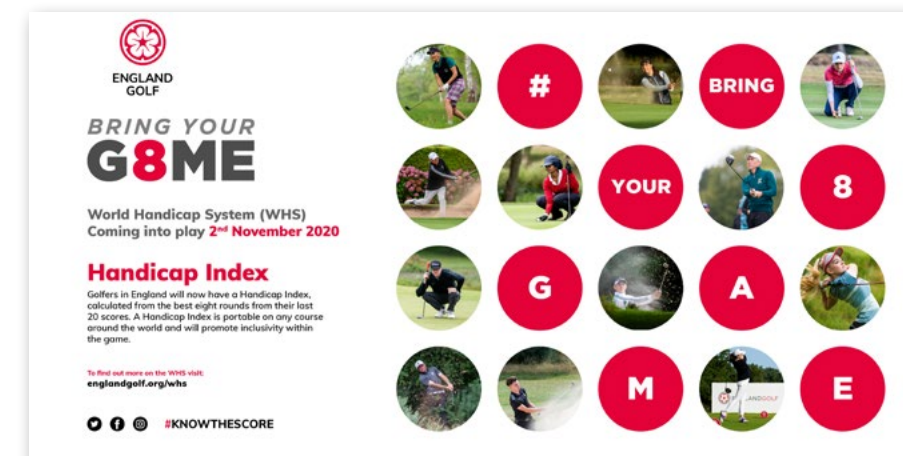
www.englandgolf.org

Resources Summary

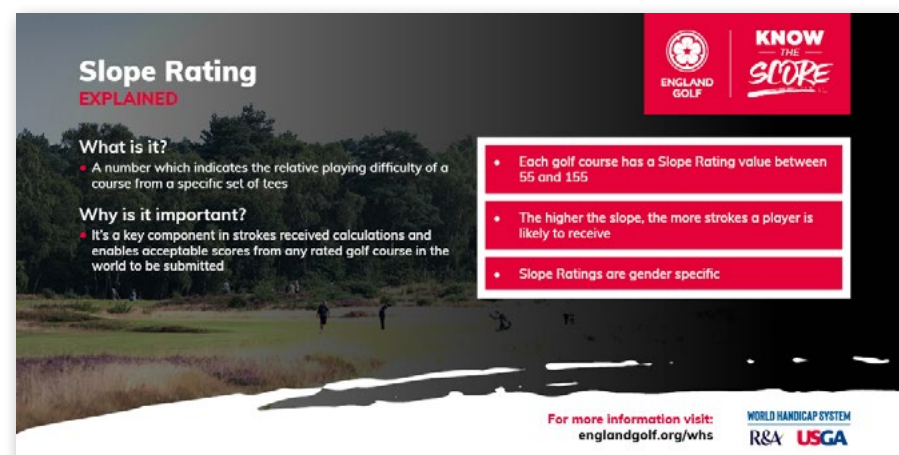
Here are some of the resources we produced to help explain the key features of the WHS, which you should have seen from your golf club



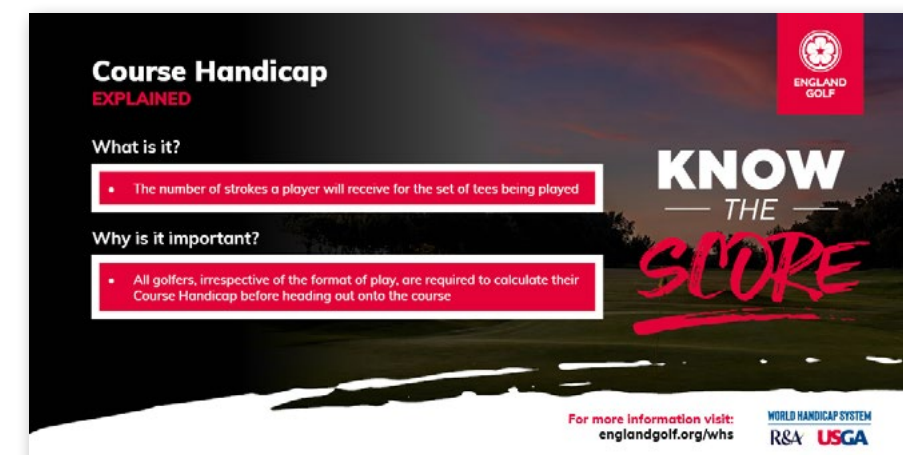
Course & Bogey Rating



Handicap Index



Slope Rating



Course Handicap

Resources Summary

Here are some of the resources we produced to help explain the key features of the WHS, which you should have seen from your golf club



Playing Handicap




General Play & Competition Rounds



ENGLAND
GOLF

KNOW
— THE —
SCORE



ADDITIONAL
INFORMATION

WHS Gurus

What is a WHS Guru?

Our aim is for each golf club across the country to have a WHS Guru.

- A WHS Guru can act as a voice for the WHS at golf clubs, allowing strong representation and positioning of the new WHS system at club level. They are meant to help educate their fellow members on the system and therefore share the responsibility of explaining the WHS with official club representatives.
- A WHS Guru can also make sure the educational resources from the toolkit will be used on a regular basis in the lead-up to and following the 2nd November launch. They will also have the opportunity to run any internal WHS education sessions, using the information provided by England Golf, to answer any further questions their club's members may have about the new system
- Golf clubs across England can nominate / recommend members as a WHS Guru at their own discretion

If you wish to find out more about how to become a WHS Guru, please speak to your Handicap Committee.

Gurus will be required to take part in an exclusive webinar hosted by Gemma Hunter, Head of Handicapping & Course Rating at England Golf.

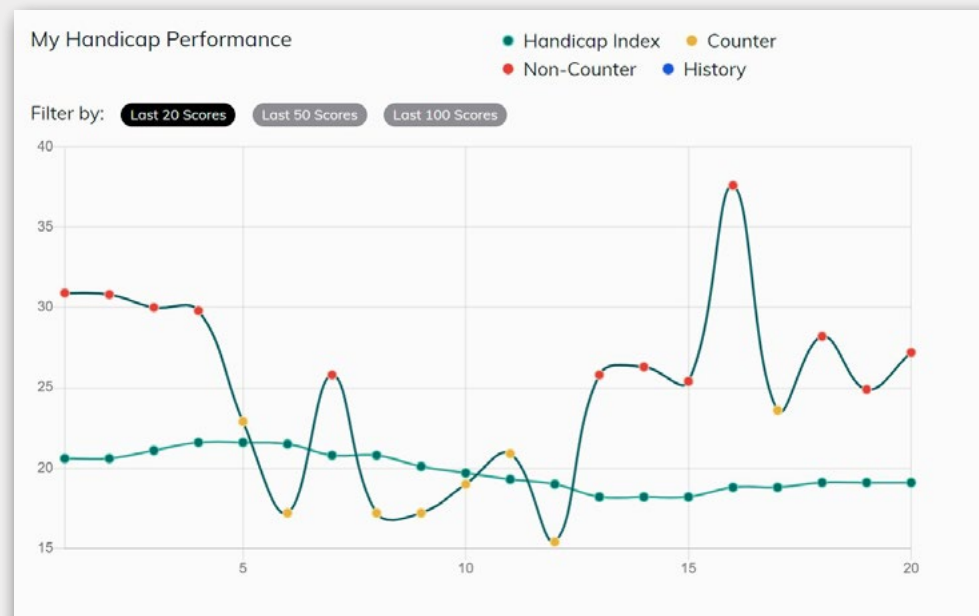


The England Golf WHS Platform

England Golf Platform

The recently launched England Golf WHS Platform (and the My England Golf app from 2nd November 2020) will allow golfers to regularly check on the progress of their Handicap Index. Golfers can sign up to the England Golf WHS Platform [here](#).

Golfers will be able to review their updated Handicap Index the morning after a score has been entered to count towards their Handicap Index, and will be able to access the WHS Platform through the England Golf Website.



Glossary of Terms

A glossary of all key terms about the WHS was made available for golf clubs to download.

The glossary will have acted as a useful way of educating golfers on terminology. Golf clubs will have been able to circulate this document to all their members electronically and by placing hard copies around the club.



For example, some of the key terms to know about the WHS are:

Handicap Index

A Handicap Index is a number that represents a player's ability and can be taken and played with on any golf course around the world. It is calculated from the best eight rounds from a player's last 20 scores.

Course Handicap

A Course Handicap is the number of strokes a player will receive for a specific set of tees on the golf course being played.

Playing Handicap

A Playing Handicap represents the total number of strokes a player will receive when they play with or against other players, depending on the format of play and the handicap allowance.

Course Rating

The Course Rating is the measure of playing difficulty from a set of tees when played by a scratch golfer.

Slope Rating

The Slope Rating is the number which indicates the relative playing difficulty of a course for bogey golfers, compared to scratch golfers. It is the difficulty comparison between a bogey player and a scratch player from the same set of tees.

Frequently Asked Questions (FAQs)

Following feedback from golf club representatives from the various presentations and seminars hosted by England Golf, we created a Frequently Asked Questions (FAQs) document. This was provided to all golf clubs to help the education process for golfers.

Golf clubs will have been able to circulate this document to all their members via electronic communications, or by placing hard copies around the golf club.

Here are some of the most important FAQs:



Why is the new WHS being introduced?

There is one standard set of rules in golf, so it makes sense to unify the six different handicapping systems currently in operation. This will make the game more inclusive and equitable across the world.

When will current handicaps switch over to the WHS?

The WHS launch date has been set as Monday 2nd November 2020.

I'm new to golf: How do I obtain a Handicap Index?

Score cards totalling 54 holes need to be returned to the Handicap Committee (3x18 holes, 6x9 holes or a combination of both) before an initial Handicap Index can be awarded.

What is the maximum Course Handicap if the maximum Handicap Index is 54?

The Course Handicap will likely exceed 54.0 if playing a course with a slope rating of 114 or higher. There is no maximum Course Handicap.

Do I enter competitions using my Handicap Index or my Course Handicap?

Competition entry should be based on your Handicap Index. This will be clarified in the Terms of Competition.

When playing other courses can I submit a score card to my home club?

Yes – you can record all pre-registered scores that follow the rules of golf and are authorised formats of play.

Additional Information: Resources

Click on the download buttons below to access some useful resources on the WHS

Golfer's Frequently Asked Questions (FAQs)

[Download here](#)



Glossary of Terms

[Download here](#)





Key Contact Details


The table below should be viewed as a guide to the best points of contact for any queries you might have:




For all information regarding the World Handicap System, please follow the England Golf social media channels listed below, or visit the [England Golf website](#).


 @EnglandGolf


 @england.golf


 @EnglandGolf


 @englandgolftv





ENGLAND
GOLF

KNOW
— THE —
SCORE



THANK YOU